

SnapWords™ See page 7



SnapWords™ make possible:

- Rapid sight word acquisition
- Instant recall via visual & body motion
- Comprehension of words
- Correct usage in a sentence



**CHILD1ST**  
PUBLICATIONS, LLC  
*Love Learning*

www.child-1st.com  
800-881-0912



**Best Sellers:**

SnapWords™  
Teaching Cards  
p 7-8

Easy-for-Me™  
Teaching Kit  
p 3

- New Products
- New Low Prices
- New Editions

# catalog

Your best source for multisensory resources that bring learning success to visual & other right-brained learners

**To order:**

**Online:** www.child-1st.com

**Phone:** 1-800-881-0912

**Mail:** 3302 S New Hope Rd  
Ste 300B  
Gastonia, NC 28056

**Fax:** 1-888-886-1636

SnapLetters™ See page 9



Each letter is stylized to look like a familiar object which begins with that letter sound, instantly linking sound and symbol. A related body motion reflects the shape of the letter, providing another avenue for learning and recall.



# ABOUT CHILD1ST PUBLICATIONS

## Who We Are:

Child1st Publications designs and produces materials specifically for right-brained learners, including visual and kinesthetic learners; those labeled with dyslexia, autism, Asperger's, and ADD; and those who struggle with reading comprehension. The multisensory materials are also effective with beginning readers, providing them with an essential foundation for success in learning. Research-based, the materials have successfully brought many failing students to grade level or beyond.

## How We Began:

In 2006, Sarah Major resigned from teaching in order to devote herself fulltime to Child1st. What began as a small business in her Florida home grew quickly, gaining customers all over the world. By 2008 the business had expanded to a new facility in North Carolina and added several staff. Now, in 2011, we're celebrating our 5-year anniversary!

## Contact Us:

**Web:** www.child-1st.com

**Phone:** 800-881-0912

**Mail:** 3302 S New Hope Rd, Ste 300B, Gastonia, NC 28056

## Product Quick Find

Grade Level Recommendations	2
Easy-for-Me™ Reading Program	3
Sample Lesson	4
Easy-for-Me™ Books & Posters	5
Sounds & Spelling Patterns	6
The Reading Teacher's Encyclopedia	6
SnapWords™	7-8
SnapLetters™	9-10
Math	11
SnapWords™ Classroom Kits	12
Parental Involvement Kits	12

# Product Recommendations

## By grade level

### Kindergarten

- Easy-for-Me™ Complete Teaching Kit EFM-CTK - \$489.95 - p 3

### 1st Grade

- Full Classroom Kit SW001 - \$449.95 - p 12
- The Illustrated Book of Sounds & Their Spelling Patterns STSP - \$29.95 - p 6
- Sound Spelling Teaching Cards SSTC - \$29.95 - p 6
- Easy-for-Me™ A and B Books CFDB-A22 - \$64.95; CFDB-B22 - \$64.95 - p 5
- The Reading Teacher's Encyclopedia EFM-RTE - \$99.95; EFM-RTE- Level A, B, C, D, or E - \$19.99 each - p 6

### 2nd Grade

- Classroom Kit SW002 - \$275.95 - p 12
- The Illustrated Book of Sounds & Their Spelling Patterns STSP - \$29.95 - p 6
- Sound Spelling Teaching Cards SSTC - \$29.95 - p 6
- Easy-for-Me™ A and B Books CFDB-A22 - \$64.95; CFDB-B22 - \$64.95 - p 5
- The Reading Teacher's Encyclopedia EFM-RTE - \$99.95; EFM-RTE- Level A, B, C, D, or E - \$19.99 each - p 6

### 3rd Grade

- 306 SnapWords™ Teaching Cards SWAENC1 - \$133.95 - p 7-8
- The Illustrated Book of Sounds & Their Spelling Patterns STSP - \$29.95 - p 6
- Sound Spelling Teaching Cards SSTC - \$29.95 - p 6
- The Reading Teacher's Encyclopedia EFM-RTE - \$99.95; EFM-RTE- Level A, B, C, D, or E - \$19.99 each - p 6

### Parental Involvement

- Frog Box EFM-FB - \$99.95 - p 12
- Penguin Box EFM-PB - \$64.95 - p 12
- Help at Home SW-HS - \$99.95 - p 12

### Special Needs

Please call to request our Special Needs Flyer with product recommendations, or visit us at [http://www.child-1st.com/new\\_site/Recommended\\_Products.html](http://www.child-1st.com/new_site/Recommended_Products.html).

www.child-1st.com | 1-800-881-0912  
3302 S New Hope Rd, Ste 300B, Gastonia, NC 28056



Take your children from zero to reading in 77 self-paced lessons that incorporate all the Reading First components and use the visual and kinesthetic abilities that are natural to every child. This curriculum is completely done for you, including daily centers, blackline masters, assessments, tracking charts and so much more.

## Components of the Easy-for-Me™ Reading Program





**SnapWords™**  
p. 7



**Easy-for-Me™ Books** p. 5

### Easy-for-Me™ Teaching Manual



**Alphabet Tales** p. 9



**SnapLetters™** p. 9

### **A** Easy-for-Me™ Teaching Manual

Use this multisensory reading program to successfully teach reading to any learner. The program draws from specific approaches used by picture thinkers, right brained learners, kinesthetic and visual learners, and other non-traditional learners. It's a cinch for the child and a snap for the teacher: teach once and capture the minds of all your children. Use the multisensory products for remediation, or best of all, to prevent learning difficulties in beginners. 77 self-paced lessons blend systematic phonics instruction and sight word acquisition with right brained strategies such as visuals, movement, story, humor, and hands-on activities. Lessons are laid out in detail so you know exactly what to do without being a specialist in education. All resources and assessments are provided for you to either photocopy or print from your computer. 321 pages. CD of resources included. Non-consumable. To effectively use this manual, purchase the accompanying products.

**EFM-TM - \$129.95**

*Easy-for-Me™ Teaching Manual*

**EFM-TM-CD - \$99.95**

*Easy-for-Me™ Teaching Manual on CD*

### **B** Easy-for-Me™ Teaching Kit

This kit contains everything you need to teach 1-6 children to read. The non-consumable kit includes:

- EFM Teaching Manual
- CD of resources to print
- Alphabet Tales
- SnapLetters™ Teaching Cards
- SnapWords™ Teaching Cards List A and Numbers & Colors (97 words in all)
- Easy-for-Me™ Books, Set A (22 titles)
- Activities for Use with SnapWords™
- Writing the Visual, Kinesthetic, and Auditory Alphabet

**EFM-TK - \$289.95**

### **C** Easy-for-Me™ Complete Teaching Kit

This kit contains everything you need to successfully teach reading in either whole group or small group settings. The multisensory materials empower you to reach a diverse group of learning styles while ensuring that no child is left out. The program is especially effective in closing gaps in understanding for children who have missed out on some basic skills and are not progressing as they should be. The materials are also perfect for beginners, and if used as outlined, can prevent learning difficulties for those who would otherwise struggle in learning to read. Kit includes:

- EFM Teaching Manual
- CD of Resources
- Alphabet Tales
- SnapLetters™ Teaching Cards
- SnapLetters™ Display Alphabet
- SnapWords™ Teaching Cards List A and Numbers & Colors (total of 97 Stylized words)
- SnapWords™ Pocket Chart Cards List A
- EFM Teaching Posters
- EFM A Books, 6-pack
- Blackline Masters
- Activities for Use with SnapWords™
- Writing the Visual, Kinesthetic, and Auditory Alphabet

**EFM-CTK - \$489.95**

### From an Expert

"I stumbled upon the Easy-for-Me™ curriculum and materials when searching for a figural reading program for our preschool/kindergarten ages 3-6. Easy-for-Me™ curriculum and materials are different from traditional reading programs on the market. Easy-for-Me™ engages all the senses and ties the learning together to make it meaningful, and to maximize a child's ability to remember what are often just abstract symbols and words. This program is well organized, comprehensive, visually pleasing, easy to use, founded in current research, and most importantly, effective."

Kandy Dicken, MAT  
Director of Early Learning Matters in Hillsboro, Oregon

### Teaching Manual



**Teaching Manual on CD**



**B**



**C**

*Most effective in preventing problems for beginners with varied learning styles.*

## Sequence of Lessons:

- Lesson 1. Sound of A / Sight Word A
- Lesson 2. Sound of T
- Lesson 3. Blend A - T / Sight Word AT
- Lesson 4. Sound of F
- Lesson 5. Blend F - A - T

Children read their first book at Lesson 20, lending relevance to what they are learning about sounds and sight words.

Also in Lesson 20 we begin independent reading centers with all activities planned and resources provided for the busy teacher. Centers create time for differentiated instruction in reading.

## Lesson 6 in which children learn the sound of letter C:



### OBJECTIVES

1. Child will gain a mental visual of C
2. Child will use this visual to recall C
3. Child will connect the visual to the sound
4. Child will utilize the visual in writing C

### MATERIALS



1. *Alphabet Tales*, page 19
2. SnapLetters™ Teaching Card for Cc
3. Book about caves from the library, preferably one also showing animals that live in caves.
4. Pictures of C objects (R15, p. 62)

### ANTICIPATORY SET



Share your cave book with the class.

Try to create a mood by talking about how dark it is in the cave (like being in a closet with the lights off), that sometimes it might be damp. There are no plants there because plants need sun and water to grow. Talk about the animals that live in a cave. Obvious choices are bats and bears.

### STORY



Read the story for Cc, emphasizing the hard C sound when it occurs.

### VISUAL IMPRINTING



Ask the children to close their eyes and imagine seeing the caves. What did they look like? What was around them? Did they look soft or hard?

### BODYSPELLING



Do the motion for C together as you say the sound for ccc. Do not say KUH. All you should hear is the sharp sound of ccc.

Motion for C



Next, review together the bodyspelling for A, T, then F. Tell the children you are going to play a game in which you say a sound and they bodyspell it. They are not going to know which one you will say, so they will have to listen carefully! Alternate sounding A, T, F, and C as they bodyspell. Also have them bodyspell AT, FAT.

### WRITING

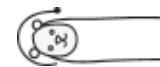


Spend a few minutes saying the sound of C while the children are still near you. As you say the sound together aloud, the child(ren) will bodyspell, then practice forming the letter on their whiteboards.

Uppercase C: "Put your pencil near the top line. Curve around and make a cave."



It is very difficult for children to correctly write the C. They write what looks like a tipsy U. To help with this, have right handed children make a cave with their left hands and draw the C inside this cave. Lefties will stick out their right pointer finger (pretend it is a bear) and draw the cave around the bear!



### AUDITORY PRACTICE

#### Blend:

Say three sounds and ask the children to guess the word you are saying: C-O-G, C-A-T, C-O-T, A-C-T, T-A-CK.

#### Segment:

Use the same words in a different order, and this time break them into their individual sounds. Say the word, hold up three fingers to represent the three sounds, and point to each finger as you say each sound.

If you feel there are children who need more practice, take the group aside and do the flag activity (see lesson 4) with them using the letters F, A, C, T.

Reinforce blending by calling out nonsense combinations and having the children find and position the flags that make up the combinations of sounds. As always, have the children use all their modalities as often as possible. Saying the sound as they pick up the flag, etc.

Use these combinations:

- |       |       |
|-------|-------|
| A-C   | A-F   |
| C-A   | T-A   |
| F-A   | F-A-T |
| T-A-F | T-A-C |
| A-C-T |       |

### FOLLOW-UP



While the children are still with you, share the objects that begin with C. Is there a way to sort them? Add these to your class dictionary if you are making one.

Talk with the children about what they would put inside their caves if they had a cave in their backyard. Would it be a bear? a bat family? When they have finished brainstorming, let them draw a huge C in their journals and decorate it like a cave, complete with creatures inside.

### ACROSS THE CURRICULUM

• **Science** - What plants need for growth. Animals that live in caves. Hibernation. Nocturnal animals.

Go to [www.amazingcaves.com](http://www.amazingcaves.com). Download the free teachers guide, which is full of wonderful information on caves. Also: <http://www.stemnet.nf.ca/CITE/cave.htm>

Resources provided

Utilize stories to make learning unforgettable & enjoyable

Daily practice in visualization, a skill essential to success in problem solving

Kinesthetic element links mind and body in learning and recall

Reading/writing connection - what they learn to read, they also learn to write, adding tactile and visual practice to strengthen learning

Tactile prompts for writing

Daily phonemic awareness activities

Tactile activities reach visual, auditory, and tactile learners at one time

Follow-up time allows for learning to become permanent

Relate lesson to other subjects

## A Easy-for-Me™ Books, Sets A and B

The Easy-for-Me™ decodable readers are designed for initial teaching of reading and wonderful for working with children who have dyslexia, ADD/ADHD or autism, or are right brained/ visual learners. The Easy-for-Me™ series of readers is unique because of the carefully designed combination of phonics concepts and sight words. Use the teaching tips provided for each book to prepare children for success before having them read each title. The teaching tips detail any new sight words used in the book as well as phonics concepts children will need to know. The Easy-for-Me™ Books are designed to be read in sequence, as the skills used in each build on each other and gradually increase in difficulty. These decodable readers are perfect for providing reading practice after children learn sounds using SnapLetters™ cards and sight word vocabulary using SnapWords™ cards.

This new edition includes 22 stories divided into 8 books by target sound spelling. Books are perfect bound, 5.5" x 8.5". All illustrations are full color.

Set A covers all letter sounds and 83 sight words from SnapWords™ List A and Numbers & Colors.

Set B covers sight words from List B (59 words), long vowel spellings, digraphs, past tense, -ing endings, diphthongs, and much more.

**CFDB-A22 - \$64.95**

Easy-for-Me™ Books Set A, 22 titles

**CFDB-A132 - \$349.95**

Easy-for-Me™ Books Set A, 6 pk of 22 titles

**CFDB-B22 - \$64.95**

Easy-for-Me™ Books Set B, 22 titles

**CFDB-B132 - \$349.95**

Easy-for-Me™ Books Set B, 6 pk of 22 titles



## B Easy-for-Me™ Teaching Posters, Sets A and B

Complementary to our leveled Easy-for-Me™ Books, use the Easy-for-Me™ Teaching Posters to introduce each book to a small group or class before reading it. The posters contain the text and illustrations from the Easy-for-Me™ A books. You may do prereading exercises such as locating sight words, vowel spellings, digraphs, punctuation marks, word families, or whatever you are learning at the time. Then put the posters away and read the books. Included with the full-color 11" x 17" Teaching Posters are Blackline Masters (8.5" x 11", black and white) of the posters. To complete a wonderful learning experience, photocopy and send home these Blackline Masters to give each child a chance to practice reading. Another amazing teaching tool that will simplify your life!

**EFM-TPA - \$64.95**

Set A includes 32 full-color posters

**EFM-TPB - \$64.95**

Set B includes 46 full-color posters

*Each title features a mini-lesson that details what children need to know before reading that story.*

### A Cat

#### BEFORE YOU READ THIS BOOK:

(All SnapLetters™ and SnapWords™ resources are available at [www.child-1st.com](http://www.child-1st.com))

1. Learn the sound of Aa (short sound), using the SnapLetters™ Card Aa and story for Aa in *Alphabet Tales* (p. 7). Introduce the sight word "a" using the SnapWords™ Card. Distinguish between the short and long sounds of Aa.
2. Learn the sound of Tt, using the SnapLetters™ Card Tt and story for Tt in *Alphabet Tales* (p. 11). Have the child practice writing T and A on a whiteboard.
3. Blend the sounds together to make "at" and have the child write "at" as often as he reads it. He might want to draw a picture of himself AT the zoo or AT Grandma's house. Use the SnapWords™ Card for "at," displaying it along with SnapWords™ "a."
4. Learn Ff (using SnapLetters™ Cards and *Alphabet Tales* p. 15) and blend with "at" to make "fat." Practice writing "fat" and then let the child draw a picture of a fat cat or other animal and label it.
5. Learn Cc (using SnapLetters™ Cards and *Alphabet Tales* p. 19) and blend with "at" to make "cat." Have the child sound as she writes, making one letter for each sound she says. The child can now write a phrase: "A fat cat."
6. Learn Ss (using SnapLetters™ Cards and *Alphabet Tales* p. 23). Blend with "at" to make "sat." Then write "A fat cat sat." Make sure the child always says the sound of a letter as he writes it.
7. Learn Oo (using SnapLetters™ Cards and *Alphabet Tales* p. 27). Practice writing. Blend "tot," "cot," and "soft," writing the words on a whiteboard.
8. Learn Pp (using SnapLetters™ Cards and *Alphabet Tales* p. 31). Blend with "at" to make "Pat." Write "Pat sat." Blend and write "pop," "cop," "sop," and "pot."
9. Learn Mm (using SnapLetters™ Cards and *Alphabet Tales* p. 35). Practice writing. Blend the following: mat, map, Sam, mop.
10. Learn the sight word "on" using the SnapWords™ Card. Practice writing it and finding it in other books or print.
11. Read *A Cat*. Have the child practice writing various parts of the story from dictation, sounding out the words as she writes them.

#### FOLLOW-UP ACTIVITIES:

1. Write the words from the book on cards and let the child arrange them into the sentences in *A Cat* or make up his own sentences.
2. You might provide her with a blank stapled booklet so she can create her own stories using her new words.

#### SOUNDS & SIGHT WORDS LEARNED TO DATE:

Sounds: a, t, f, c, s, o, p, m.

Sight words: A, AT, ON.

## Easy-for-Me™ Books



A



*Each boxed set of books comes with the Teaching Sequence.*

B



*Easy-for-Me™ Teaching Posters Set A*



*Easy-for-Me™ Teaching Posters Set B*

# SOUNDS & Their Spelling Patterns

More effective than phonics!



## The Illustrated Book of Sounds & Their Spelling Patterns

- learn to read/spell sounds that are the building blocks of all words
- replaces ineffective memorization of words, phonics rules, or decoding, with brain-friendly patterns and visuals
- students are engaged in listening to sounds, finding patterns, and learning through cartoons and story bytes
- demystifies reading by giving students the tools they need to decode unknown, difficult words with ease

STSP - \$29.95

## The Reading Teacher's Encyclopedia

296 activities teach:


- phonemic awareness
- vocabulary
- writing
- fluency
- comprehension
- phonics

### TYPES OF ACTIVITIES:

- Teacher-led
- Partner games
- Whole class games
- Independent reading center
- Small group activities
- Writing activities with topics supplied
- offer differentiated instruction

Suitable for 1st - 3rd grades and for special needs.

For FREE sample pages, visit:  
[http://www.child-1st.com/new\\_site/Reading\\_Essentials.html](http://www.child-1st.com/new_site/Reading_Essentials.html)



EFM-RTE - \$99.95

Available by Level:

EFM-RTE-A - \$19.99  
pre-primer

EFM-RTE-B - \$19.99  
primer

EFM-RTE-C - \$19.99  
1st grade

EFM-RTE-D - \$19.99  
2nd grade

EFM-RTE-E - \$19.99  
3rd grade

# The Illustrated Book of SOUNDS & Their Spelling Patterns

pairs with

## Sound Spelling Teaching Cards

### 54 leveled units to copy and use:

The most effective way to simplify reading for any learner, but especially for those who have been unable to learn to read via traditional approaches. *The Illustrated Book of Sounds & Their Spelling Patterns* takes the seeming chaos of our language and uncovers the patterns that run throughout, essential for many types of learners including visual, global, random, kinesthetic, etc.

### Sound Spelling Teaching Cards

- teach all the spellings of each sound at one time
- illustration and sentence serve as a reminder of all the ways to spell each sound
- appeals to visual learners
- hand motions included for simple sounds
- 35, 8.5 x 11" full color cards

SSTC - \$29.95



## Sample Lesson

Each sentence contains a single spelling for the target sound, making it easy for the learner to recall like words.

Once students have learned groups of words that share a common sound spelling, they can begin to add similar words to their knowledge base, thus maximizing their learning.

UNIT 21 LEVEL 2		Name _____
Target Sound Spelling: /er/ as in "her"		
1-4 levels of difficulty in each unit.		
Students learn one sound per lesson.		
Once students have highlighted the target sound as shown here, it is easy for them to add the initial and final sounds to the highlighted one.		
They will know that when they see yellow, they will say the target sound ("er" in this case).		
Students rely on sounds heard rather than on learning spellings of words.		
Cartoons support comprehension of words learned.		

ir, ur /er/

# 306 SnapWords™

## Not just your basic sight words.



*A snap for the teacher, a cinch for the child.*

Talk about the SnapWords™ like you would pictures in a storybook. The children will store the images in memory along with the word, making for easy recall.

Use the sentence and the body motion provided. When the children can instantly recognize the stylized words, turn the cards over and check their knowledge with the plain words. Set aside the words they don't recognize on sight and use the stylized side again.


### Teaching Cards, actual size

**Embedded image** shows meaning of the word & aids in comprehension

**Colorful visuals** attract children to learning

**Implied story or scene** engages children as they recall their own experiences with tug of war

**Visuals** ease learning for English language learners

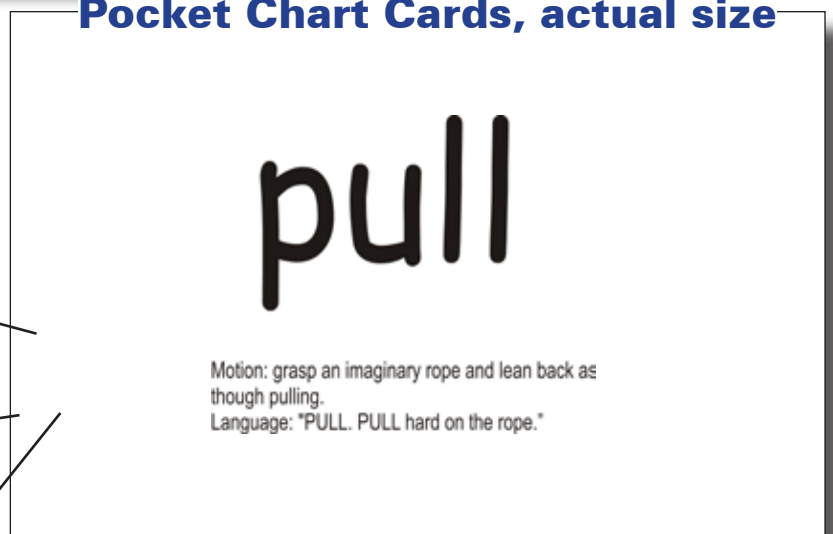


### Pocket Chart Cards, actual size

**Body motion** provides another avenue to the brain, critical for kinesthetic learners

**Plain word** on the reverse provides a quick assessment of word recognition

**Sentence** uses word in context showing correct usage of the word





A



B



C



D



E

SnapWords™ are available in 6 Lists -- A, B, C, D, E, and Numbers & Colors -- for a total of 306 words. They are also available in 2 sizes: Teaching Cards and Pocket Chart Cards. (see p 7)



**A SnapWords™ Teaching Cards**

These cards are essentials for teaching sight word recognition to a wide variety of right-brained learners, including visual learners and those labeled with ADD/ADHD, autism or dyslexia. The images embedded into each word ensure that children gain a rich sight word vocabulary as easily as a camera snapping a picture and storing it in memory. Beyond just recognizing the words, the tools on the reverse of the cards move children beyond calling out words to really understanding what they mean and how to use them in sentences. The reverse of each card displays the plain word and describes a hand motion for the word – a necessary tool for many kinesthetic learners. In addition, a sentence using the word that coordinates with the front visual focuses children’s attentions to the meaning of the word and how it is used in everyday communication. These images have been the turning point for children who had not made progress through any other means. Over 300 words including all the Dolch words and the Fountas & Pinnell 100 most frequently recurring words, 5.5” wide and 4.25” tall.

- SWA1 - \$23.95 List A, 59 words
- SWB1 - \$23.95 59 words
- SWC1 - \$23.95 59 words
- SWD1 - \$23.95 55 words
- SWE1 - \$23.95 51 words
- SWNC1 - \$14.95 Numbers & Colors, 24 words
- SWAENC1 - \$133.95 All 306 SnapWords™

**B SnapWords™ Nouns Teaching & Pocket Cards**

The nouns list includes 59 nouns commonly used across the curriculum, including animals, landforms, people, geography, seasons, weather, body parts and school-related words, and others. These concrete words are perfect for beginning readers and may be combined with sight words from other lists for sentence-building.

- SWN1 - \$23.95 (Teaching)
- SWN2 - \$17.95 (Pocket)

**C Spanish SnapWords™ List 1**

Bilingual SnapWords™ are perfect for native English speakers learning Spanish or for working with children in a bilingual classroom. The fronts of the cards show a stylized word for instant learning. On the reverse of each card is the unstylized word, a sentence using that word in Spanish and the English translation. 5.5” wide and 4.25” tall. Set 1 includes 60 high frequency words.

- SWSP1 - \$23.95

**D Spanish SnapWords™ List 2**

Set 2 includes 66 high frequency words.

- SWSP2 - \$23.95

**E SnapWords™ Pocket Chart Cards**

Our most popular product. Use these cards in centers, for partner review, sentence building or independent practice; the number of ways to use these smaller SnapWords™ is only limited by your imagination and your students’ needs. Also effective in pocket charts for sentence-building, sentence or phrase unscramble, or review (students turn the cards to the reverse side as they learn the words through the visuals on the fronts). For children who need to understand the function of words before they can focus on learning phonics rules, these cards provide the answer. Over 300 words on 4.25” by 2.75” cards.

- SWA2 - \$17.95 List A, 59 words
- SWB2 - \$17.95 59 words
- SWC2 - \$17.95 59 words
- SWD2 - \$17.95 55 words
- SWE2 - \$17.95 51 words
- SWNC2 - \$11.95 Numbers & Colors, 24 words
- SWAENC2 - \$89.95 All 306 SnapWords™

**F Sight Words in Sentences**

While many books exist for reviewing sight words, doubtless none are as carefully designed as our Sight Words in Sentences. The book has five colors of pages, each color coordinating with a set of SnapWords™. Each colored section contains 40 sentences made up of only the sight words in that list. (List A has 40 sentences using only the sight words from List A, etc.). This book is versatile and could become one of your most valuable tools: let your children read with a partner to check that they can read all the words in their list before they read for assessment and move on to the next list of words. Sentences work well as writing prompts for those times you hear “But I don’t know what to write about!”. Another “done-for-you” resource! 200 sentences in all. Perfect bound, 5.5” x 8.5”, 55 pages.

- SWIS - \$13.95


**G SnapWords™ Spelling Dictionary**

This resource is packed with all the images, body motions and sentences from the original SnapWords™ cards, alphabetized for ease of use. Designed to be used as a reference or for review after students have been introduced to the sight words using the stylized SnapWords™ cards. Suggested uses:


- placement in a writing center for spelling reference
- inclusion in a classroom lending library for review at home
- accommodation for special education students during testing
- reference for teachers as they prepare and teach lessons
- resource for older non-readers
- resource for ELL

Full-color book has 84 pages, is 5.5” x 8.5” and contains 372 high-frequency words from Dolch, Fountas & Pinnell, and more.

- SWSD - \$19.95



F



G

*What makes them unique is what makes them effective.*

## A traditional, illustrated alphabet

Child learns "A says a for apple."  
3 facts to learn: letter name, letter sound, and representative illustration. Because the apple does not mimic the shape of the associated letter, the illustration is confusing for some children.




*Kyle had repeated first grade and was struggling with reading. During our summer tutoring session, I noted that as he sounded out words, he was not proficient with his basic sounds. For example, when he sounded out "sand" he had no problem with the sound for S, but for A he said "AYE (letter name), a (short sound) apple" in rapid succession. Once he used the SnapLetters™ version, complete with body motion, his confusion ended.*

## Child1st SnapLetters™

*What makes them unique:*

- The all-important visual is embedded in the letter symbol
- Visual reflects shape of letter
- The jingle provides both long and short vowel sounds
- SnapLetters™ are taught through stories, making them unforgettable
- Only letter sounds are taught initially
- Body motion mimics the shape of the letter and provides another pathway into the brain -- critically important for tactile, kinesthetic learners



## Alphabet Tales Story for A

### Teach the easy way using stories & visuals



Stories and pictures are powerful in their ability to captivate children. It is this knowledge which inspired this book of tales, a book filled with charming characters that will not only teach children letter shapes, but will also permanently link the sounds with the letter shapes. So just pull up a rocking chair and prepare to *Love Learning*.

**B**ehind the shed in Amy's yard rose an enormous anthill in which Anthony, Annette, Anne, Anton, Anabelle, and Abigail lived with their friends.

The busy ants dug tunnels under the ground. In some they stored their food, and in other tunnels they cared for the eggs that would hatch into brand new baby ants.

Far, far away in the neighbor's yard lived a big, clumsy fellow named Abner. Abner loved to explore, and while he was not very fast, he was very, very strong!

One beautiful day, Abner set out on a walk.

Soon he came to the biggest mountain he had ever seen!

"I didn't know there was a mountain around here," Abner said. "I will definitely try to climb it since it may be the way!" Abner started climbing very soon he was



"Whew! I don't think I can make it to the top," Abner said.

Suddenly he shouted, "I know! I will dig a tunnel through the mountain!" Abner was not very fast, but he was very, very strong, and in a jiffy, he was coming out the other side.

But when Abner popped his head out, he saw a crowd of ants shouting and shaking their fists!

Abner was so frightened that he hid in the weeds, but he could still hear the ants.

"Our tunnels are ruined!" some complained.  
"How are we going to get our food?" others cried.  
"Now we can't take care of our eggs!" everyone wailed.

Abner wasn't scared anymore, he just felt terrible! What could he do?



Next thing the ants knew, here came that foolish, wobbly bug again!

"OH NO!" they all yelled. But when they saw Abner was bringing a big donut, they cheered, "YAY, FOOD!"

As soon as Abner let go, however, the donut started rolling down the hill.

"OH NO!" yelled the ants again.

"Don't worry! I can fix this with my stick," Abner said calmly. Then Abner shoved his stick into the ground and the donut stayed put.

Abner helped the ants dig out their tunnels, and they became best friends!





A




B



C



D



E



F

## A SnapLetters™ Classroom Display Cards

Perfectly designed to prevent learning difficulties in beginners but also wonderful for remediation, our stylized alphabet makes it a snap for children to connect the letter symbol with the sound of the letter – a common difficulty in learning to read. Rather than merely illustrating the alphabet, we have stylized each letter to look just like an object known to children that does not change in shape. Children snap a mental picture of the shape of the letter, while the image reminds them of the sound. For example, M is stylized to look like mountain peaks and the initial sound in mountains is the sound of the letter M. Display these SnapLetters™ in alphabetical order in your classroom at home or school so children can see each letter in context. This product comes with *Writing the Visual, Kinesthetic, and Auditory Alphabet*, a book of mini-lessons that reinforce letter shape and sound, demonstrate a hand-motion for each letter for kinesthetic learners, and end with an activity to drive learning deeper. 8.5" tall by 11" wide.

ABC-D - \$44.95

## B SnapLetters™ Teaching Cards

Use these charming and colorful Teaching Cards for close-up instruction with one or a group of children as you learn the alphabet and sounds together. Images are instantly snapped in children's memories, tying letter and sound together, and thus avoiding future problems connecting the two. Mini-lessons from *Writing the Visual, Kinesthetic, and Auditory Alphabet* are printed on the back of each card, making it a cinch for the teacher to present new letters and sounds, teach tips for letter formation, know which order to teach the writing of the letters, and much more. No lesson planning needed! The Teaching Cards are a wonderful follow-up to *Alphabet Tales* which introduces each letter through story and illustrations, as both the Display and Teaching Cards include the visual that is introduced in *Alphabet Tales*. Cards are perfect for displaying in a pocket chart; use them to put letters side by side to form words for sounding out. 5.5" wide by 4.25" tall.

ABC-T - \$19.95

## C Alphabet Tales

Want to encourage an early love of reading in your child? Start her out with *Alphabet Tales*. Each tale tells a story about how the letter came to have its shape and sound, creating a quirky, yet memorable learning experience. Charming illustrations enhance this meaningful learning/story time for all types of learners, but especially for visual, right-brained, kinesthetic learners. Embedding learning in stories makes it nearly impossible for any child to forget the all-important story content, so reading *Alphabet Tales* draws every child into the joys of learning to read. 111 full color pages, perfect bound. Comes with a plastic Safari Ltd® bug, similar to the book's character Abner.

ABC-S - \$39.95

## D SnapLetters™ Kit

This kit contains everything you need to give your children a solid base in letter recognition, sound/symbol correlation, and writing the letters. Includes:

- *Alphabet Tales*
- SnapLetters™ Display Alphabet
- SnapLetters™ Teaching Cards
- Alphasmat, 24-pack
- *Writing the Visual, Kinesthetic, and Auditory Alphabet*

ABC-Kit - \$139.95

## E Writing the Visual, Kinesthetic, and Auditory Alphabet

The busy teacher's handy tool, this book is packed with multisensory ideas for teaching the alphabet.

Includes:

- teaching tips for forming letters
- hand motions for each letter to help hands-on learners remember
- activities for each letter to deepen learning
- tips for preventing backwards letters

Best used with other SnapLetters™ alphabet materials, including *Alphabet Tales* and SnapLetters™ Teaching Cards, since all these materials rely on the same visuals, body motions, and story characters for teaching the alphabet.

8.5" x 5.5", perfect bound.

ABC-W - \$9.99

## F Alphasmat

After introducing the ABC's using the Teaching Cards, make reviewing and using the letters easy. Enhance your children's focus by giving them their own Alphasmat to keep at their desks or in a writing folder. Front of the Alphasmat contains all the letters in alphabetical order which makes a handy reference for children just learning letters and sounds. Laminate an Alphasmat to provide endless practice in writing the letters: the reverse of the mat shows upper and lowercase letters and provides lined spaces for the child to practice writing using a wipe-off writing tool. 8.5" wide by 11" tall.

ABC-M1 - \$6.95

ABC-M6 - \$13.95

ABC-M10 - \$17.95

ABC-M24 - \$39.95

# MATH



A

## A Addition & Subtraction

This detailed resource book includes:

- number recognition and counting
- single-digit computation, number patterns, number sense, and number families to 10
- stylized numbers and song that help children relate number symbols with number names
- 96 pages of blackline masters of worksheets, assessments, and overheads

Total page count: 182.

KF01 - \$29.95

## B Place Value

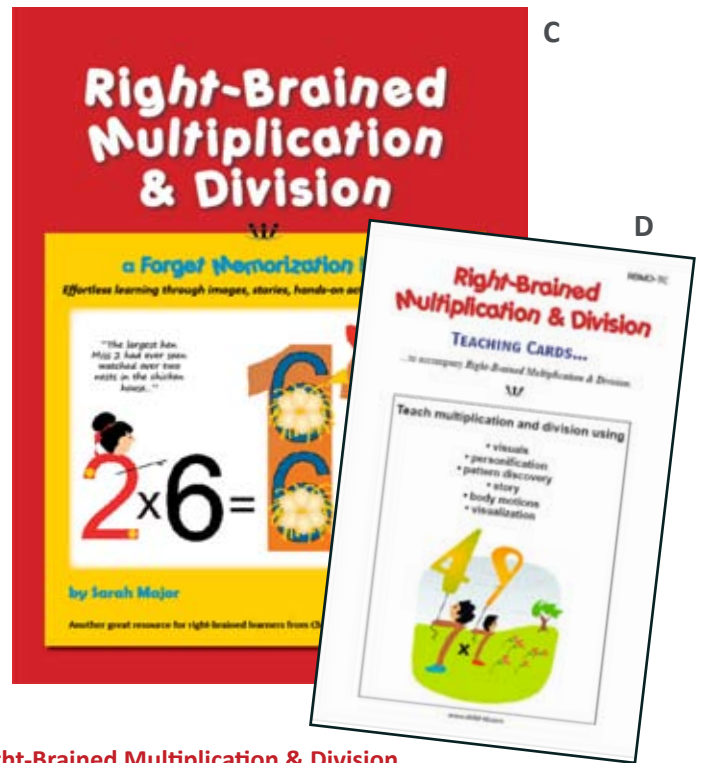
Once the children know their facts to 10 on sight they are ready for multi-digit computation. The magic of this book is that all computation is based on the facts to 10. Students never have to add any facts larger than  $1+9$ ,  $2+8$ ,  $3+7$ ,  $4+6$ , or  $5+5$ , or subtract anything other than 10 minus numbers  $1-9$ ! Children love doing big problems using this method because they no longer have to tediously count on their fingers. They can literally look at the problem and write the answers!

- Takes basic addition and subtraction into multi-digit computation
- Includes strategies for word problems
- 149 pages of handy blackline masters of worksheets, assessments and overheads

Total page count: 214.

KF02 - \$29.95

www.child-1st.com | 1-800-881-0912  
3302 S New Hope Rd, Ste 300B, Gastonia, NC 28056



C

D

## C Right-Brained Multiplication & Division

Full color images, clear directions for the teacher or parent, hands-on practice, skits to act out, and practice problems complete with answer key

Right-brained elements included in this book:

- embedded symbols in VISUALS
- use of PERSONIFICATION
- PATTERN DISCOVERY
- use of STORY
- COLOR CODING
- BODY MOTION

Paperback: 124 pages. Full color.


RBMD - \$39.95

## D Right-Brained Multiplication & Division Teaching Cards

Designed for use as a supplemental resource to *Right-Brained Multiplication & Division*, this set of cards contains all main visuals from the book for a handy resource.

- Reverse of each card is text that explains the visual
- Display the stylized facts on a wall, bulletin board or in a pocket chart
- Contains 53 full-color cards, printed on sturdy cardstock, 8.5" x 5.5"

RBMD-TC - \$34.95



E

## E I Can Sing from 1 to 10

*I Can Sing from 1 to 10* is a fun and easy way for very young children to learn to recognize numbers to 10 and their names, using engaging stories, visuals and song.

Hardback. 24 pages. 8" x 10".

ICS - \$16.95

Parental Involvement



A

**A** Frog Box

The Frog Box is the perfect gift for any visual-spatial child learning to read! All letter sounds and sight words are taught through visuals and movement. The Frog Box includes SnapLetters™ Teaching Cards to teach letter shape and sound, 83 SnapWords™ Cards to teach sight words, and 22 Easy-for-Me™ Books for reading practice. Before reading each book, teach the skills outlined on the inside cover of each book. When the child successfully reads a book, they can color the pictures in the book with the included colored pencils. Then have the child place a frog sticker in the circle by the book read on the large, colorful tracking poster. Comes with a Safari Ltd® Flying Tree Frog (9" X 4"): phthalate-free flexible plastic.

EFM-FB - \$99.95

Parental Involvement



B

**B** Penguin Box

The Penguin Box is a great gift for any visual-spatial child learning to read! All sight words are taught using visuals and motions – 59 in all. The Penguin Box includes 59 SnapWords™ Cards (our List B) to teach sight words, and 22 Easy-for-Me™ Books for reading practice. Before reading each book, teach the skills outlined on the inside cover of each book. When the child successfully reads a book, they can color the pictures in the book with the included colored pencils. Then have the child place a penguin sticker in the circle by the book read on the large, colorful tracking poster. Comes with a Safari Ltd® Emperor Penguin (1.5" x 3.5"): phthalate-free flexible plastic.

EFM-PB - \$64.95

**C** Classroom Kit

Learning sight words is a snap with our SnapWords™ Classroom Kit! Teach sight word recognition and word meaning through visuals and motions for instant learning and recall. A set of 306 SnapWords™ Teaching Cards introduce each word, while the set of 306 SnapWords™ Pocket Chart Cards equip an independent center where students can review and do sentence-building activities. Also included is a 3-pack of *Sight Word in Sentences* -- a perfect follow-up to learning sight words, as the highly targeted language provides practice and review. Included: FREE *Activities for Use with SnapWords™* and stylized digraphs.

SW-002 - \$275.95

**D** Full Classroom Kit

Open the box to find a large collection of highly effective multisensory products you can use to successfully teach high-frequency words to your class. 306 SnapWords™ Teaching Cards are perfect for initial teaching of each word, including word recognition and word meaning. Best of all, learning is rapid, as children learn quickly via images and motions. A 3-pack of 306 SnapWords™ Pocket Chart Cards will equip your independent reading centers, while a 3-pack of *Sight Word in Sentences* will round out the learning experience by providing highly targeted language as children practice reading their sight words in real text. Included in the kit is a FREE copy of *Activities for Use with SnapWords™*, 22 ready-made mini-lessons to help the busy teacher. Finally, a set of stylized digraphs comes with each Full Classroom Kit.

SW-001 - \$449.95

Parental Involvement



E

**E** Help at Home

This kit equips parents with tools to effectively boost a child's reading ability without resorting to flashcard drill and memorization. Take the pressure off and enjoy the process of helping your child learn to read. The Help at Home Kit includes 306 SnapWords™ Pocket Chart Cards that teach sight words instantly through visuals and motions – great for visual/tactile learners. Follow up learning sight words with our Sight Word Strip Book, which provides practice reading sight words in real sentences that coordinate with each level of sight words learned. Also included for FREE is the valuable booklet *Activities for Use with SnapWords™* and stylized digraphs.

SW-HS - \$99.90



F

**F** A & B Collections

The A Collection of products is a perfect combo to use with students who know their sounds and are learning their first sight words. Use List A Teaching Cards for teaching sight word recognition. Next, practice essential reading skills through games and activities with Section A of *The Reading Teacher's Encyclopedia*. Finally, provide reading practice in context with the Easy-for-Me™ A Books, a set of leveled readers that uses only words learned to date.

The B Collection of products is a perfect follow-up to use with students who have already mastered the A products and are ready to expand their skills. Once students are familiar with the List B sight words, let them practice essential reading skills through games and activities with Section B of *The Reading Teacher's Encyclopedia*. Finally, provide reading practice in context with the Easy-for-Me™ B Books.

EFM-AC and EFM-BC - \$93.85 each